

STANLEY®

PALLET TRUCKS, STACKERS, & TABLE LIFTERS (ROW)



STANLEY®

MOVING SOLUTIONS FOR WAREHOUSE, WORKSHOP AND INDUSTRY

Designed for the challenges of real working environments, every STANLEY® truck combines user friendly features with rugged build quality for safe, easy and secure moving, whatever the load.

STANLEY® trucks are designed from the ground upwards; choose from different chassis types, capacities and lifting capabilities to provide you with the ideal STANLEY® truck for the job.

When you choose a STANLEY® truck, you can be sure of reliable performance, day after day, year after year. That's why every model is built to last with a 5 Year Warranty* as standard.

*

5 YEARS
GUARANTEE
www.STANLEYTRUCKS.com



CONTENTS



09
COMMERCIAL



10
INDUSTRIAL



12
SCALE TRUCK



13
SCISSOR TRUCK



13
MANUAL STACKERS



14
TABLE LIFTERS

FEATURES

Proportional lowering

Models with proportional lowering allow you to determine the lowering speed of the STANLEY® TRUCK with the hand lever. Pull the lowering handle just slightly to lower the load very slowly. Pull it all the way to lower the load more quickly. This way even very heavy loads can be placed on the ground in a smooth and controlled manner.



Rollers

Both Commercial and Industrial models feature PU rollers for added damping and low noise.

Entry / Exit Rollers

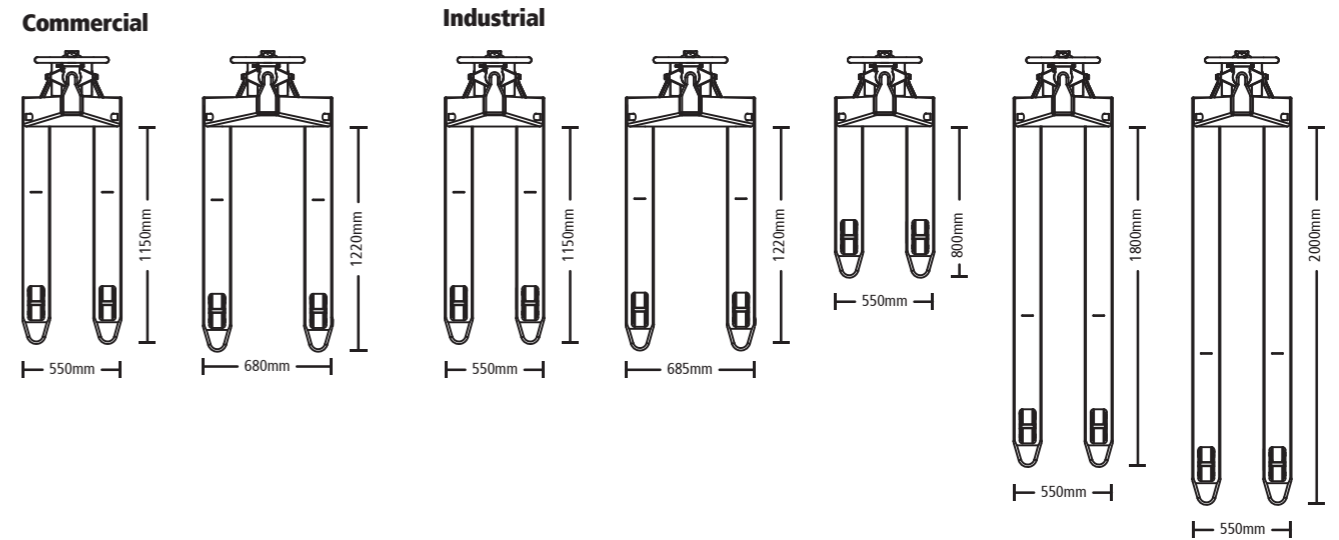
All STANLEY® Industrial Pallet Trucks have entry / exit rollers. The entry and exit rollers lift the forks slightly, allowing the tandem rollers to roll onto the pallet's floor slats with less effort.

Pressure valve

All STANLEY® Pallet Trucks are equipped with an overload pressure valve. As soon as the loaded weight is too high the pressure valve releases oil from the pump to prevent structural damage to the pump housing and pallet truck.


NEW

AVAILABLE FORK SIZES




STEERING WHEEL VARIATIONS

Commercial



Industrial



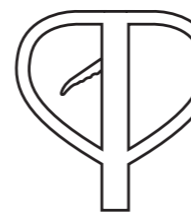
STANLEY® pallet trucks are available in two steering wheel options. The Commercial models have a PU wheel on a Nylon hub. The Industrials have a rubber wheel on an aluminium hub. Both have different advantages.

PU Wheels are harder and thinner. They have less friction on hard surfaces and deform less under heavy loads. This makes them ideally suited for working on a smooth hard surface like concrete. They also are less prone to mark the floor, but can be difficult to move over small obstacles.

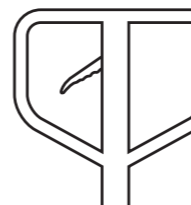
Rubber wheels on the other hand are softer and thicker. The rubber acts as a cushioning. This means they are more equipped to deal with irregularities in the floor surface. These wheels are therefore ideally suited to move over rough tiles or small doorsteps. On concrete floors they make less noise than PU wheels.

HANDLE SHAPE VARIATIONS

Commercial



Industrial



Handle Shapes

STANLEY® Commercial Pallet Trucks are equipped with a standard heart shaped steel handle. Industrial trucks have a slightly taller square shaped handle that has more room for your hands to grip vertically. This allows you to push heavy loads more easily.

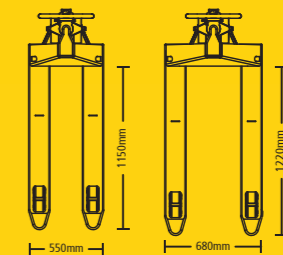
COMMERCIAL TRUCKS

PALLET TRUCK - 2000KG

The Stanley Commercial Pallet Truck gets the job done. All the essential features are included: overflow valve, tandem rollers, and a three position pump lever. The Stanley yellow ensures high visibility. The metal frame is built to last. Available in EPAL and UK forks sizes with smart widthwise-markings stamped in the forks.

- Handle: Steel, Heart Shaped
- Steering Wheel: PU, 160x50mm
- Rollers: Tandem, PU 70x60mm
- Pump Finish: Powder coat, BLACK
- Entry / Exit Rollers: No
- Proportional Lowering: No
- Quick Lift: No

Available fork sizes:



Product Code	Barcode	Dimensions	Steering Wheel	Capacity
SXWTC-CPT-20	8717496636454	550 x 1150mm	PU, 160x50mm	2000kg
SXWTC-CPT-20W	8717496636461	680 x 1220mm	PU, 160x50mm	2000kg

PALLET TRUCKS / STACKERS OVERVIEW

Type	Model no.	Capacity	Fork length	Pressure Valve	Extra Wide	Max. load height	Low noise	Anti-marking	Proportional lowering	Entry / Exit Rollers
Commercial	SXWTC-CPT-20	2000kg	1150mm	•		190mm		•		
	SXWTC-CPT-20W	2000kg	1220mm	•	•	190mm		•		
Industrial	SXWTI-CPT-25	2500kg	1150mm	•		200mm	•		•	•
	SXWTI-CPT-25W	2500kg	1220mm	•	•	200mm	•		•	•
	SXWTI-CPT-25XXS	2500kg	800mm	•		200mm	•		•	•
	SXWTI-CPT-25XL	1500kg	1800mm	•		200mm	•		•	•
	SXWTI-CPT-25XXL	1000kg	2000mm	•		200mm	•		•	•
Scale Truck	SXWTI-CPT-SCALE1	2000kg	1150mm	•		175mm		•	•	•
Scissor Truck	SXWTI-CPT-SCIS10	1000kg	1220mm	•		800mm		•	•	
Manual Stackers	SXWTI-CSTACK05	500kg	1100mm	•		1600mm		•	•	
	SXWTI-CSTACK10	1000kg	1100mm	•		1600mm		•	•	
	SXWTI-CSTACK15	1500kg	800mm	•		1600mm		•	•	

TABLE LIFTERS OVERVIEW

Type	Model no.	Capacity	Table Dimensions	Table Height	Wheel diameter	Proportional lowering
Table Lifters	SXWTI-CTABL-X150	150kg	740x450x35mm	225 - 900mm	100mm	•
	SXWTI-CTABL-X300	300kg	855x500x50mm	340 - 900mm	127mm	•
	SXWTI-CTABL-X500	500kg	855x500x50mm	340 - 900mm	127mm	•
	SXWTI-CTABL-XX350	350kg	910x500x50mm	350 - 1300mm	127mm	•
	SXWTI-CTABL-XX800	800kg	1220x610x60mm	475 - 1500mm	150mm	•

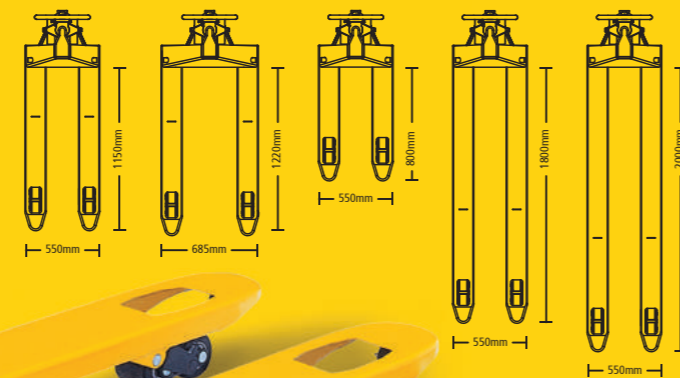
INDUSTRIAL TRUCKS

PALLET TRUCK - 2500KG

The Stanley Industrial Pallet Truck is a full featured workhorse of a truck. Equipped with a proportionally lowering pump, larger handle, cushioning rubber wheels, and entry / exit rollers. This Truck is made to handle more demanding working conditions such as rough surfaces or small steps. Available in 5 industry standard sizes with widthwise markings stamped in.

- Handle: Steel Square shaped, Rubber Wrapped
- Steering Wheel: Rubber/Aluminium 200x50mm
- Rollers: Tandem, PU 80x70mm
- Pump Finish: Powder coat, BLACK
- Entry / Exit Rollers: Yes
- Proportional Lowering: Yes
- Quick Lift: No

Available fork size:



Product Code	Barcode	Dimensions	Steering Wheel	Capacity
SXWTI-CPT-25	8717496636478	550 x 1150mm	Alu hub, Rubber wheel	2500kg
SXWTI-CPT-25W	8717496636485	685 x 1220mm	Alu hub, Rubber wheel	2500kg

PALLET TRUCK - 2500KG SHORT



- Handle: Steel Square shaped, Rubber Wrapped
- Steering Wheel: Rubber/Aluminium 200x50mm
- Rollers: Tandem, PU 80x70mm
- Pump Finish: Powder coat, BLACK
- Entry / Exit Rollers: Yes
- Proportional Lowering: Yes
- Quick Lift: No

Product Code	Barcode	Dimensions	Steering Wheel	Capacity
SXWTI-CPT-25XXS	8717496636508	550 x 800mm	Alu hub, Rubber wheel	2500kg

PALLET TRUCK - 1500KG LONG XL



- Handle: Steel Square shaped, Rubber Wrapped
- Steering Wheel: Rubber/Aluminium 200x50mm
- Rollers: Tandem, PU 80x70mm
- Pump Finish: Powder coat, BLACK
- Entry / Exit Rollers: Yes
- Proportional Lowering: Yes
- Quick Lift: No

Product Code	Barcode	Dimensions	Steering Wheel	Capacity
SXWTI-CPT-25XL	8717496636546	550 x 1800mm	Alu hub, Rubber wheel	1500kg

PALLET TRUCK - 1000KG LONG XXL



- Handle: Steel Square shaped, Rubber Wrapped
- Steering Wheel: Rubber/Aluminium 200x50mm
- Rollers: Tandem, PU 80x70mm
- Pump Finish: Powder coat, BLACK
- Entry / Exit Rollers: Yes
- Proportional Lowering: Yes
- Quick Lift: No

Product Code	Barcode	Dimensions	Steering Wheel	Capacity
SXWTI-CPT-25XXL	8717496636553	550 x 2000mm	Alu hub, Rubber wheel	1000kg

SCALE TRUCKS, SCISSOR TRUCKS, & STACKERS

SCALE PALLET TRUCK

The STANLEY® Industrial Scale Pallet Truck takes the guesswork out of pallet handling. Equipped with a proportionally lowering pump, a larger handle, cushioning rubber wheels, and entry / exit rollers. To speed up your workflow the truck comes with an integrated scale to weigh the pallet load accurately and on the spot. This model is ROHS Compliant and conform EN ISO3691-5:2014.

- Material: Steel
- Handle: Steel Square shaped, Rubber Wrapped
- Steering Wheels: PU/Nylon 160x50mm
- Load Rollers: Tandem, PU 70mm
- Pump-Finish: Black, Powder Coated
- Weight: 120KG



Product Code	Barcode	Dimensions	Steering Wheel	Capacity
SXWTI-CPT-SCALE1	8717496636591	540 x 1150mm	PU/Nylon	2000kg

SCISSOR PALLET 550X1220MM FORKS



The STANLEY® Scissor Truck is a combination of a Pallet Truck and a Lifting Table. Ideal for picking and packing ergonomically. The scissor lift keeps the load at the correct working height for the operator, making it easier to handle heavy items. Under 250kg the quick lifting mechanism doubles the lifting speed.

- Material: Steel
- Height: 85-800mmmm
- Handle: Steel, Plastic Coated
- Steering Wheels: PU/Nylon 180x50mm
- Load Rollers: Tandem, PU 74x50mm
- Pump: Black, Powder Coated
- Weight: 119 KG

Product Code	Barcode	Dimensions	Steering Wheel	Capacity
SXWTI-CPT-SCIS10	8717496636607	550 x 1220mm	Alu hub, Rubber wheel	1000kg

MANUAL STACKER - 500KG / 1000KG



The STANLEY® Manual Stacker 500kg and 100kg are equipped with standard formed metal forks. The Stanley Stacker range enables you to lift and rack pallets up to a height of 1,6m. The pump comes standard with proportional lowering and a foot pedal to speed up the lifting process.

- Material: Steel
- Height: 90-1600mm / 90 - 1600mm
- Handle: Steel Square shaped, Rubber Wrapped
- Front Wheels: PU/Nylon 74x55mm / 74x70mm
- Rear Wheels: PU/Nylon 150x42mm / 180x50mm
- Weight: 174KG / 212KG

Product Code	Barcode	Dimensions	Steering Wheel	Capacity
SXWTI-CSTACK05	8717496636614	550 x 1100mm	Casters, offset for stability	500kg
SXWTI-CSTACK10	8717496636621	550 x 1100mm	Casters, offset for stability	1000kg

MANUAL STACKER - 1500KG



The Stanley Manual Stacker 1500kg is equipped with adjustable forged forks. The Stanley Stacker range enables you to lift and rack pallets up to a height of 1,6m. The pump comes standard with proportional lowering and a foot pedal to speed up the lifting process.

- Material: Steel
- Forks Height: 90-1600mm
- Handle: Steel Square shaped, Rubber Wrapped
- Front Wheels: PU/Nylon 74x70mm
- Rear Wheels: PU/Nylon 180x50mm
- Weight: 216KG

Product Code	Barcode	Dimensions	Steering Wheel	Capacity
SXWTI-CSTACK15	8717496636638	200/950 x 800mm	Casters, offset for stability	1500kg

TABLE LIFTERS

TABLE LIFTER - 500KG



The Stanley Table Lifter 500kg has a heavy duty scissor lifting mechanism. This enables it to lift loads up to height of 0,9m without compromising on maximum load capacity. All Stanley lifting tables are raised with a foot pedal and can be proportionally lowered with a hand lever. Lockable rear casters insure a firm working surface.

- Material: Steel
- Caster Wheels: 127mm
- Height Handle: 900mm
- Weight: 87KG

Product Code	Barcode	Table Dimensions	Table Height	Capacity
SXWTI-CTABL-X500	8717496636669	855x500x50mm	340 - 900mm	500kg

TABLE LIFTER - 350KG



The Stanley Table Lifter 350kg has a double scissor mechanism. This enables it to lift loads up to height of 1,3m without compromising on maximum load capacity. All Stanley lifting tables are raised with a foot pedal and can be proportionally lowered with a hand lever. Lockable rear casters insure a firm working surface.

- Material: Steel
- Caster Wheels: 127mm
- Height Handle: 1300mm
- Weight: 105KG

Product Code	Barcode	Table Dimensions	Table Height	Capacity
SXWTI-CTABL-XX350	8717496636676	910x500x50mm	350 - 1300mm	350kg

TABLE LIFTER - 800KG



The Stanley Table Lifter 800kg has a heavy duty double scissor mechanism. This enables it to lift loads up to height of 1,5m without compromising on maximum load capacity. All Stanley lifting tables are raised with a foot pedal and can be proportionally lowered with a hand lever. Lockable rear casters insure a firm working surface.

- Material: Steel
- Caster Wheels: 150mm
- Height Handle: 1500mm
- Weight: 172KG

Product Code	Barcode	Table Dimensions	Table Height	Capacity
SXWTI-CTABL-XX800	8717496636683	1220x610x60mm	475 - 1500mm	800kg

TABLE LIFTER - 150KG



The Stanley Table Lifter 150kg has a scissor lifting mechanism. This enables it to lift loads up to height of 0,9m without compromising on maximum load capacity. All Stanley lifting tables are raised with a foot pedal and can be proportionally lowered with a hand lever. Lockable rear casters insure a firm working surface.

- Material: Steel
- Caster Wheels: 100mm
- Height Handle: 750mm
- Weight: 44KG

Product Code	Barcode	Table Dimensions	Table Height	Capacity
SXWTI-CTABL-X150	8717496636645	740x450x35mm	225 - 900mm	150kg

TABLE LIFTER - 300KG



The Stanley Table Lifter 300kg has a scissor lifting mechanism. This enables it to lift loads up to height of 0,9m without compromising on maximum load capacity. All Stanley lifting tables are raised with a foot pedal and can be proportionally lowered with a hand lever. Lockable rear casters insure a firm working surface.

- Material: Steel
- Caster Wheels: 127mm
- Height Handle: 900mm
- Weight: 82KG

Product Code	Barcode	Table Dimensions	Table Height	Capacity
SXWTI-CTABL-X300	8717496636652	855x500x50mm	340 - 900mm	300kg

STANLEY®

Manufactured under license by SAM-Works UK Ltd.
Ground Floor, Suite F, Breakspear Park, Breakspear Way,
Hemel Hempstead, Hertfordshire, HP2 4TZ United Kingdom
Email: sales@stanleytrucks.com

STANLEY® is a registered trademark of The Stanley Works
or its affiliates and is used under license.

All rights reserved. Neither this catalogue, nor its text, illustration, drawings or part thereof, may be reproduced, stored in a retrieval system, photocopied, recorded or transmitted in any form, whether electronic or otherwise, without Stanley's consent. To the best of Stanley's knowledge, all descriptions and illustrations contained in this catalogue are correct at the time of going to print.

All rights reserved. © SAM-Works 2017 / rev.01