

STANLEY®

**GASOLINE OUTDOOR
PRODUCTS**



stanley-gasoline.com

STANLEY®

**A STORY
BEHIND
EVERY
TOOL**

Every Stanley Tool in this catalogue is created to help you work better, smarter, faster. Our Discovery Teams work side-by-side with real tradesmen every day to see how you work and identify ways to help you improve your performance.

This means that all our tools come with something extra: understanding. From the trimmer that lets you cut grass accurately, to the snow thrower that helps you keep paths clean and safe, we create tools that help you to be the best.

Because we understand that there's nothing better than knowing you've done a great job, and knowing that you're respected for it by the people whose opinion really matters – the guys you work with.



CONTENTS



06

CHAINSAW

- 06 Chainsaw SCS-46 JET
- 06 Chainsaw SCS-46 JET

10

HEDGE TRIMMER

- 11 Hedge Trimmer SHT-26-55

12

LAWN TRIMMER

- 14 Lawn Trimmer SHT-26-55

14

MULTI GARDEN TOOL

- 14 Multi Garden Tool STR-4 IN 1

16

BRUSH CUTTER

- 17 Brush Cutter SPS-1400

18

LEAF BLOWER & VACUUM

- 19 Leaf Blower & Vacuum SLB-3IN1

22

TILLER

- 23 Tiller SGT-40-380
- 23 Tiller SGT-50-500
- 23 Tiller SGT-65-852

24

COMPACTOR

- 25 Compactor SGC-8000N
- 25 Compactor SGC-11000N
- 25 Compactor SGC-13000N

26

SNOW THROWER

- 26 Snow Thrower SPT-163-560
- 26 Snow Thrower SPT-196-570
- 27 Snow Thrower SPT-182-570
- 29 Snow Thrower SPT-270-720

A CHAINSAW THAT GETS THE JOB DONE

CHAINSAW SCS-46 JET



TECHNICAL SPECIFICATIONS	SCS-46 JET
Displacement	45.1 cc
Power	1.8 kW
Operate speed	~4300 rpm
Idle speed	2700-3400 rpm
Tank capacity	0.5 L
Oil capacity	0.24 L
Fuel/air ratio	40:1
Chain pitch	0.5 mm
Chain gauge	1.27 mm
Cutting length	41 cm
Carburetor	WALBERO
Art.-No.	604.800.020

KILOWATT
1.8
PEAK POWER

45.1 CC
DISPLACEMENT

41 CM
CUTTING LENGTH

CHAINSAW SCS-52 JET



TECHNICAL SPECIFICATIONS	SCS-52 JET
Displacement	51.5 cc
Power	2.1 kW
Operate speed	~4400 rpm
Idle speed	2700-3400 rpm
Engine	2 stroke / air cooling
Tank capacity	0.5 L
Oil capacity	0.24 L
Fuel/air ratio	40:1
Chain pitch	0.5 mm
Chain gauge	1.27 mm
Cutting length	46 cm
Carburetor	WALBERO
Art.-No.	604.100.030

KILOWATT
2.1
PEAK POWER

51.5 CC
DISPLACEMENT

41 CM
CUTTING LENGTH

THE OVERVIEW

CHAINSAW

NEW



DIGITAL IGNITION

EURO II
STANDARD

Safe Brake MX2
KICKBACK PROTECTION

AUTO
AUTOMATIC LUBRICATION

SMOOTH RUNNING

40:1
2 STROKE ENGINE

EASY START



JETForce³
 Revised and refined fuel combustion, lower fuel consumption and reduced exhaust emission levels in accordance with the world's most stringent environmental regulations.



ASC System
 Provides optimal engine performance with the automatic engine setting. No need to spend time on carburetor adjustments.



AIR Flow³
 Reduced wear and longer operating time between filter cleanings because of the centrifugal air cleaning process.



ANTI Vib³
 An innovative and proven engine suspension, which absorbs vibration to give maximum protection to the user's arms and hands.

STANLEY.

THE STORY BEHIND THE CHAIN SAW

Every Stanley tool is made with concerns to protect the environment. Our powerful gas chainsaws are all equipped with the unique JetForce³ engine which makes them less fuel consuming and reduces exhaust emission levels in accordance with the world's emissions regulations.

A powerful engine, an ergonomic family design and a sharp chain made of quality steel raise performance to a completely new level. It does what it's made to do - a job well done in the shortest possible time so you can get more work done.





HEDGE TRIMMER

NEW

The anti-vibration system and integrated hand protection ensure maximum safety during work

Slim and slender body makes the Hedge Trimmer easy and convenient to handle in any situation

Even in cold conditions, 2 to 3 pulls on the starter provide a fast and easy start

Modern and appealing family design

LASER cutted (optional) and hardened steel counter rotating blades with double cutting function

JETForce³ Engine which gives you more power with less fuel consumption and reduced emissions

Ergonomic swivel handle



PETROL HEDGE TRIMMER SHT- 26-55



TECHNICAL SPECIFICATIONS		SHT-26-55
Displacement		26 cc
Power		750 W
Max. engine speed		10000 rpm
Idling speed		2700-3400 rpm
Engine		2 stroke / air cooling
Tank capacity		0,46 L
Fuel/oil ratio		40:1
Blade speed		10000 rpm
Blade length		70 cm
Cutting length		55 cm
Max. cutting capacity		27 mm
Blade		WALBRID
Art. No.		



**LESS FUEL
MORE POWER
LESS EMISSION**



JETForce³

THE FUTURE IS NOW

Every Stanley Tool is created to help you work better, smarter, faster. This time, we have developed a new engine line, which delivers more power with much less fuel consumption and a much cleaner combustion. Due to the new and patented stratified scavenging engine on the new Stanley range, you are working with far less wear and tear because of optimized efficiency and it is much cheaper due to lower fuel consumption. You also work eco-friendly due to reduced emissions.

PETROL LAWN TRIMMER STR-750



TECHNICAL SPECIFICATIONS		STR-750
Displacement		26 cc
Power		750 W
Operate speed		9000 rpm
Idling speed		10 500 rpm
Engine		2 stroke / air cooling
Tank capacity		0,46 L
Fuel/oil ratio		40:1
Cutting line		3 m / 2 mm
Art. No.		



PETROL MULTI GARDEN TOOL STR-4IN1




TECHNICAL SPECIFICATIONS		STR-4IN1
Displacement		26 cc
Power		750 W
Operate speed		9000 rpm
Idling speed		10 500 rpm
Engine		2 stroke / air cooling
Tank capacity		0,46 L
Fuel/oil ratio		40:1
Cutting line		278 m nylon
Art. No.		



THE OVERVIEW

THE ENGINE OF STR-750 & STR-4IN1

NEW



Quick release union joint



THE COMPOSITION OF STR-4IN1



Lawn trimmer

- High-grade plastic
- 2x 3 Meter Nylon
- 2 mm Nylon diameter



Pole hedge trimmer

- Cutting length 450 mm
- 2,4 cm max cutting diameter
- Adjustable Cutting angle for 180 degree
- with extension bar



Pole Chainsaw

- Cutting length 21 cm
- Oregon chain and bar
- 150ml lubrication oil tank with extension bar
- Cutting head can be adjusted for 90°



Brush cutter

- 4 teeth Blade
- 23 cm Blade diameter
- 1.6 mm Blade thickness




THE STORY BEHIND THE BRUSH CUTTER

Every tool we make, exists for a good reason. Our Discovery Team watches how real pros work in the real world and pinpoints ways to make your life easier and improve your work. When it came to the petrol brush cutter, we noticed how much time you waste starting the engine and getting the best efficiency, so we created the new JetForce engine with EasyStart, which starts easier and works with much more power than the competition. That way, you can work faster and get the job done sooner.

BRUSH CUTTER

NEW



BRUSH CUTTER SPS-1400




TECHNICAL SPECIFICATIONS		SPS-1400
Displacement		51,2 cc
Power		1400 W
Idling speed		3700-4200 rpm
Engine		2 stroke / air cooling
Fuel/oil ratio		40:1
Max. engine cutting speed/brush cutter		10500 rpm
Cutting diameter/brush cutter		255 mm
Blade specifications		255 x 25,4 x 1,4 mm
Max. cutting speed Lawn trimmer		9000 rpm
Cutting diameter Lawn trimmer		430 mm
Cutting line		32,5m, ø 2,4mm
Diameter		38 mm
Art.-No.		





LEAF BLOWER & VACUUM WITH SHREDDER FUNCTION

NEW



PETROL LEAF BLOWER & VACUUM SLB- 3IN1



TECHNICAL SPECIFICATIONS	SLB- 3in1
Displacement	26 cc
Power	750 W
Max. engine speed	8000 rpm
Engine	2 stroke / air cooling
Air volume	10 m³/min
Air velocity	70 m/s
Tank capacity	0,48 L
Fuel/oil ratio	40:1
Dust bag	40 L
Three functions	blower, vacuum & shredder
Art.-No.	



STANLEY®

**“ AT STANLEY
WE HELP PEOPLE EXCEL
BY CREATING SOME OF THE
MOST USEFUL TOOLS
EVER MADE”**

PROFESSIONAL CUSTOMER NEEDS

PROFESSIONAL TILLERS WITH NUMEROUS ACCESSORIES

Adjustable steady grips

Rubber wheels for perfect control

Innovative recoil-starter which allows a very easy start

Cultivator blade stopped by dead man's circuit

Robust, long life cultivator steel blades

OHV
4 STROKE
ENGINE

SMOOTH
RUNNING

EASY
START

PETROL TILLER SGT-40-380

- Transported wheels
- Adjustable working depth
- 4x4 knives



TECHNICAL SPECIFICATIONS	SGT-40-380
Displacement	141 cc
Power	2.940 W
Operate speed	3600 rpm
Engine	4 stroke / air cooling
Engine Power	4 hp
Fuel Tank capacity	0.7 L
Oil Tank capacity	0.5 L
Tilling Width	380 mm
Tilling Depth	250 mm
Tine speed forward	120 rpm
Tine speed reverse	---
Art.No.	---



PETROL TILLER SGT-50-500

- Transported wheels
- Adjustable working depth
- 4x4 knives



TECHNICAL SPECIFICATIONS	SGT-50-500
Displacement	159 cc
Power	3.000 W
Operate speed	3600 rpm
Engine	4 stroke / air cooling
Engine Power	3 hp
Fuel Tank capacity	1 L
Oil Tank capacity	0.5 L
Tilling Width	500 mm
Tilling Depth	250 mm
Tine speed forward	120 rpm
Tine speed reverse	---
Art.No.	---



PETROL TILLER SGT-65-852

- Transported wheels
- Adjustable working depth
- 4x6 knives



TECHNICAL SPECIFICATIONS	SGT-65-852
Displacement	196 cc
Power	4100 W
Operate speed	3600 rpm
Engine	4 stroke / air cooling
Engine Power	6.5 hp
Fuel Tank capacity	3 L
Oil Tank capacity	0.6 L
Tilling Width	372 / 412 / 852 mm
Tilling Depth	330 mm
Tine speed forward	115 rpm
Tine speed reverse	51 rpm
Art.No.	---



PROFESSIONAL CUSTOMER NEEDS

PROFESSIONAL PLATE COMPACTOR WITH NUMEROUS ACCESSORIES



PETROL PLATE COMPACTOR SGC-8000N

- Paving pad kit
- Folding wheels kit
- Automatic oil stop
- No water tank
- No transported wheels



TECHNICAL SPECIFICATIONS	SGC-8000N
Displacement	87 cc
Power	2 980 W
Operate speed	5 900 rpm
Engine	4 stroke / air cooling
Engine Power	2.9 hp
Fuel Tank capacity	1.6 L
Oil Tank capacity	0.6 L
Plate size	495 x 320 mm
Centrifugal force	8 000 N
Compaction depth	20 cm
Travel speed	25 m/min
Art.-No.	



PETROL PLATE COMPACTOR SGC-11000N

- Paving pad kit
- Folding wheels kit
- Automatic oil stop
- No water tank
- No transported wheels



TECHNICAL SPECIFICATIONS	SGC-11000N
Displacement	163 cc
Power	4 100 W
Operate speed	5 500 rpm
Engine	4 stroke / air cooling
Engine Power	3.5 hp
Fuel Tank capacity	3.6 L
Oil Tank capacity	0.6 L
Plate size	530 x 370 mm
Centrifugal force	11 000 N
Compaction depth	25 cm
Travel speed	25 m/min
Art.-No.	



PETROL PLATE COMPACTOR SGC-13000N

- Paving pad kit
- Folding wheels kit
- Automatic oil stop
- No water tank
- No transported wheels



TECHNICAL SPECIFICATIONS	SGC-13000N
Displacement	196 cc
Power	4 800 W
Operate speed	5 500 rpm
Engine	4 stroke / air cooling
Engine Power	6.3 hp
Fuel Tank capacity	3.6 L
Oil Tank capacity	0.6 L
Plate size	540 x 420 mm
Centrifugal force	13 000 N
Compaction depth	30 cm
Travel speed	15 m/min
Art.-No.	



BLOWS SNOW NOT YOUR TIME

PETROL SNOW THROWER SPT-163-560



- Self-propelled, in 5 forward & 2 reverse speed
- Rubber grip wheel 25 cm

TECHNICAL SPECIFICATIONS		SPT-163-560
Displacement		163 cc
Power		4.000 W
Engine		LONGIN 4 stroke / air cooling
Engine Power		5.5 hp
Fuel Tank capacity		3.6 L
Oil Tank capacity		0.6 L
Clearing Width / Intake Height		560 / 400 mm
Throwing Direction		180°
Adjustable Snow Deflection		60°
Auger Diameter		240 mm
Impeller Diameter		243 mm
Max discharge distance		10 m
Art. No.		

KILOWATT
4.0
PEAK POWER

163 CC
DISPLACEMENT

400
mm
INTAKE HEIGHT

560
mm
WIDTH CLEARING

PETROL SNOW THROWER SPT-196-570



- Self-propelled, in 6 forward & 2 reverse speed
- Rubber grip wheel 33 cm

TECHNICAL SPECIFICATIONS		SPT-196-570
Displacement		196 cc
Power		4.800 Watt
Engine		LONGIN 4 stroke / air cooling
Engine Power		6.5 hp
Fuel Tank capacity		3.6 L
Oil Tank capacity		0.6 L
Clearing Width / Intake Height		570 / 535 mm
Throwing Direction		180°
Adjustable Snow Deflection		60°
Auger Diameter		300 mm
Impeller Diameter		300 mm
Max discharge distance		12 m
Art. No.		

KILOWATT
4.8
PEAK POWER

196 CC
DISPLACEMENT

535
mm
INTAKE HEIGHT

570
mm
WIDTH CLEARING

SNOW THROWER SPT-182-570 NEW

Fast and simple change of the discharge direction with an easily reachable lever.

Dry or wet snow is fed into the housing by an auger screw and then discharged by an impeller fan to maximum discharge distance of 12 meters

Very simple and quick change between each course and speeds.

Innovative recoil-starter which allows a very easy start

Heavy-tread tires for very good traction

The special cleaner form breaks the structure of snow and mixes it with air, which makes it easy to discharge the snow. Higher efficiency and lower power consumption

SMOOTH RUNNING

OHV 4 STROKE ENGINE

EASY START

PETROL SNOW THROWER SPT-182-570



- Self-propelled, in 6 forward & 2 reverse speed
- Rubber grip wheel 33 cm

TECHNICAL SPECIFICATIONS		SPT-182-570
Displacement		182 cc
Power		4.500 Watt
Engine		LONGIN 4 stroke / air cooling
Engine Power		6.0 hp
Fuel Tank capacity		3.0 L
Oil Tank capacity		0.6 L
Clearing Width / Intake Height		570 / 535 mm
Throwing Direction		180°
Adjustable Snow Deflection		60°
Auger Diameter		300 mm
Impeller Diameter		300 mm
Max discharge distance		12 m
Art. No.		

KILOWATT
4.5
PEAK POWER

182 CC
DISPLACEMENT

535
mm
INTAKE HEIGHT

570
mm
WIDTH CLEARING



BLOWS SNOW NOT YOUR TIME

Our Discovery Team watches how real pros work in the real world and pinpoints ways to make your life easier and improve your work. When it came to snow throwers, we noticed how time-consuming long, cold winters can be for many. While the Stanley snow thrower won't impact weather conditions, it will make snow removal much faster and easier.

SNOW THROWER SPT-270-720

NEW



Fast and simple change of the discharge direction with an easily reachable lever

Very simple and quick change between each course and speeds

Innovative recoil-starter which allows a very easy start

Heavy-tread tires for very good traction

The special cleaner form breaks the structure of snow and mixes it with air, which makes it easy to discharge the snow. Higher efficiency and lower power consumption



Dry or wet snow is fed into the housing by an auger screw and then discharged by an impeller fan to maximum discharge distance of 12 meters

PETROL SNOW THROWER SPT-270-720

- Self-propelled, in 6 forward and 2 reverse speed
- Rubber grip wheel 33 cm



TECHNICAL SPECIFICATIONS	SPT-270-720
Displacement	270 cc
Power	6700 Watt
Engine	LOW OIL / 4 stroke / air cooling
Engine Power	9.0 hp
Fuel Tank capacity	6.0 L
Oil Tank capacity	0.6 L
Clearing Width / Intake Height	720 / 535 mm
Throwing Direction	180°
Adjustable Snow Deflection	60°
Auger Diameter	300 mm
Impeller Diameter	300 mm
Max discharge distance	12 m
Art. No.	



GO FORWARD

THE GENERATOR AND INVERTER

STANLEY® is the leading manufacturer of hand tools, power tools and accessories, and is also one of the flagship brands within the Stanley Black & Decker Group.

Since its inception in 1843, Stanley has always been committed to providing professionals around the world with available products that are both wisely constructed and durable, as groundbreaking, current or outstanding work grows. Throughout our extensive history, we have created a wide range of products, and present to you our new line of gasoline outdoor products.

A HERITAGE OF BREAKTHROUGH INNOVATION

For over 170 years, STANLEY® has developed and delivered hand tools that have helped to build great nation of ours. Through decades of innovation, STANLEY has become a trusted name in hand tools for professionals and consumers alike.

NEW YEAR, NEW PRODUCTS

We're committed to creating the next generation of generators and inverters that will keep you running strong. This year, we have completed our range of products with new models of Diesel generators and Gasoline inverters.



PROFESSIONAL CUSTOMER NEEDS



GENERATORS



PROMOTION LINE



BASIC LINE



SILENT INVERTERS



INVERTERS



DIESEL GENERATORS

STANLEY®



Matrix GmbH
Postauerstrasse 26
84109 Wörth a.d. Isar
Germany

Tel +49 8702 453 380
Fax +49 8702 453 38 99
info@matrix-direct.net

www.matrix-direct.net



All rights reserved. Neither this catalogue, nor its text, illustration, drawings or any part thereof, may be reproduced, stored in a retrieval system, photocopied, recorded or transmitted in any form, whether electronic or otherwise, without Stanley's consent. To the best of Stanley's knowledge, all descriptions and illustrations contained in this catalogue are correct at the time of going to print.

Stanley and Stanley logo are trademarks of Stanley Tools and used under licence.
Manufactured by Matrix GmbH.